

Grades 2–3

Tier B/C



ACCESS for ELLs®

Sample Reading Items: My Day at School

Using this document

Review this sample item to gain a better understanding of the look, feel, and process of the ACCESS for ELLs Reading test. Use this item in any way that is helpful for you and your students. If practical for your classroom, WIDA strongly encourages you to do a full mock administration of this sample item, as a realistic administration can help prepare your students for the real test.

If you do plan a mock administration, set aside 30 minutes to explain the activity and allow students to answer the questions. Create materials for the mock administration by printing:

- One copy of page 1 for yourself.
- One copy of pages 2–3 for each student. (Print single sided)

Introducing the sample items

Explain to your students that they are about to complete a reading exercise. This exercise is similar to a test they will take in the future. The test will be their opportunity to demonstrate their English proficiency in reading, and this practice exercise will help them get ready for the test.

When the students are ready and understand what they are going to do, pass out the test materials. Each student needs a complete copy of the sample test items and a pencil.

Ask the students to write their name at the top of the page.

Monitoring the test











As you walk around the room and monitor the students' work, check to make sure that each question has been answered. Do not check whether responses are correct or not. If any responses are missing, point them out to the students and invite them to try again.

End the testing session by saying:

Please put your pencil down, and I will collect your papers.

Part A: My Day at School

Rita made a chart to show her class schedule.

My Day at School		
Subject	Starts	Ends
Reading 	9:00 a.m.	11:00 a.m.
Lunch 	11:00 a.m.	11:30 a.m.
Math 	11:30 a.m.	12:30 p.m.
Social Studies 	12:30 p.m.	1:00 p.m.
Music (Monday) 	1:00 p.m.	1:30 p.m.
Library (Tuesday) 		
Art (Wednesday) 		
Computers (Thursday) 		
Gym (Friday) 		
Science 	1:30 p.m.	2:30 p.m.

Name: _____

1

Look at Rita's schedule.

Which subject does Rita have at the beginning of the day?

Music

☐

Social Studies

☐

Reading

☐

2

Rita has a different class from 1:00 p.m. to 1:30 p.m. every day. She likes going to the class she has on Tuesday at that time.

Which class does Rita like to go to?

☐

Science

☐

Library

☐

Computers

3

Rita spends one hour in Math class, one hour in Science class, and half an hour in Social Studies class. Her two favorite classes are the ones that last the same amount of time.

Which classes are Rita's favorites?

☐

Math and Science

☐

Social Studies and Math

☐

Science and Social Studies